



















33 400m Individual Medley Men Heat



Official

Rank	Competitor	Age	Club	RT	PTS	Result	
1	 Lewis Clareburt	26		0.72		4:24.30 Entry: 4:10.10 +14.20	QA
	50m: 27.18 100m: 58.09 (30.91) 150m: 1:33.00 (34.91) 200m: 2:06.89 (33.89) 250m: 2:44.00 (37.11) 300m: 3:22.13 (38.13) 350m: 3:54.20 (32.07) 400m: 4:24.30 (30.10)						
2	 Ariel Muchirahondo	17		0.73		4:28.22 Entry: 4:17.62 +10.60	QA
	50m: 27.37 100m: 58.65 (31.28) 150m: 1:32.30 (33.65) 200m: 2:05.20 (32.90) 250m: 2:44.08 (38.88) 300m: 3:23.59 (39.51) 350m: 3:57.05 (33.46) 400m: 4:28.22 (31.17)						
3	 Ethan Stocks	18		0.72		4:46.04 Entry: 5:04.99 -18.95	QA
	50m: 29.47 100m: 1:04.51 (35.04) 150m: 1:40.31 (35.80) 200m: 2:15.65 (35.34) 250m: 2:59.15 (43.50) 300m: 3:42.86 (43.71) 350m: 4:14.98 (32.12) 400m: 4:46.04 (31.06)						
4	 Nemanja Markovic	17		0.66		4:47.85 Entry: 4:32.80 +15.05	QA
	50m: 28.48 100m: 1:03.20 (34.72) 150m: 1:40.99 (37.79) 200m: 2:19.72 (38.73) 250m: 3:01.40 (41.68) 300m: 3:43.55 (42.15) 350m: 4:15.63 (32.08) 400m: 4:47.85 (32.22)						
5	 Alexander Copocean	17		0.68		4:48.80 Entry: 4:41.25 +7.55	QA
	50m: 30.51 100m: 1:05.76 (35.25) 150m: 1:41.80 (36.04) 200m: 2:17.59 (35.79) 250m: 2:59.72 (42.13) 300m: 3:42.07 (42.35) 350m: 4:15.89 (33.82) 400m: 4:48.80 (32.91)						
6	 Declan Broadfoot	16		0.69		4:49.02 Entry: 4:36.90 +12.12	QA
	50m: 28.87 100m: 1:02.43 (33.56) 150m: 1:39.33 (36.90) 200m: 2:16.98 (37.65) 250m: 2:57.31 (40.33) 300m: 3:40.18 (42.87) 350m: 4:15.04 (34.86) 400m: 4:49.02 (33.98)						
7	 Josiah Joyce	17		0.66		4:52.57 Entry: 4:46.89 +5.68	QA
	50m: 30.60 100m: 1:04.88 (34.28) 150m: 1:42.31 (37.43) 200m: 2:19.77 (37.46) 250m: 3:02.21 (42.44) 300m: 3:45.13 (42.92) 350m: 4:19.22 (34.09) 400m: 4:52.57 (33.35)						
8	 Jack Love	19		0.73		4:52.80 Entry: 4:36.42 +16.38	QA
	50m: 28.92 100m: 1:02.87 (33.95) 150m: 1:41.81 (38.94) 200m: 2:20.66 (38.85) 250m: 3:00.81 (40.15) 300m: 3:43.30 (42.49) 350m: 4:19.02 (35.72) 400m: 4:52.80 (33.78)						
9	 Flynn Grace	18		0.78		4:54.98 Entry: 4:38.81 +16.17	QB

50m: 29.98 100m: 1:04.73 (34.75) 150m: 1:44.20 (39.47)
200m: 2:23.31 (39.11) 250m: 3:05.33 (42.02) 300m: 3:47.91 (42.58)
350m: 4:22.69 (34.78) 400m: 4:54.98 (32.29)

10  Samuel Asiata **17**  0.69 **4:55.31** QB
Entry: 4:51.54 **+3.77**


50m: 29.64 100m: 1:04.76 (35.12) 150m: 1:43.11 (38.35)
200m: 2:20.60 (37.49) 250m: 3:02.86 (42.26) 300m: 3:46.31 (43.45)
350m: 4:21.42 (35.11) 400m: 4:55.31 (33.89)

11  Jack Barton **18**  0.72 **4:57.54** ?
Entry: 5:04.09 **-6.55**

50m: 31.06 100m: 1:07.47 (36.41) 150m: 1:48.61 (41.14)
200m: 2:28.65 (40.04) 250m: 3:10.17 (41.52) 300m: 3:53.66 (43.49)
350m: 4:25.74 (32.08) 400m: 4:57.54 (31.80)

11  Nico Solodi **19**  0.63 **4:57.54** ?
Entry: 4:41.98 **+15.56**



50m: 29.71 100m: 1:05.01 (35.30) 150m: 1:43.71 (38.70)
200m: 2:21.28 (37.57) 250m: 3:04.24 (42.96) 300m: 3:48.22 (43.98)
350m: 4:23.10 (34.88) 400m: 4:57.54 (34.44)

13  Max Cryer **16**  0.68 **4:58.25** QC
Entry: 4:53.24 **+5.01**



50m: 30.44 100m: 1:04.37 (33.93) 150m: 1:43.24 (38.87)
200m: 2:22.37 (39.13) 250m: 3:05.02 (42.65) 300m: 3:48.50 (43.48)
350m: 4:24.15 (35.65) 400m: 4:58.25 (34.10)

14  Zack Pask **17**  0.73 **5:00.48** QB
Entry: 4:42.36 **+18.12**



50m: 31.36 100m: 1:09.09 (37.73) 150m: 1:50.39 (41.30)
200m: 2:28.68 (38.29) 250m: 3:11.21 (42.53) 300m: 3:54.69 (43.48)
350m: 4:28.50 (33.81) 400m: 5:00.48 (31.98)

15  Yen-Cheng Lee **17**  0.70 **5:02.60** QB
Entry: 4:53.32 **+9.28**



50m: 30.42 100m: 1:06.91 (36.49) 150m: 1:46.13 (39.22)
200m: 2:24.11 (37.98) 250m: 3:09.16 (45.05) 300m: 3:53.94 (44.78)
350m: 4:29.51 (35.57) 400m: 5:02.60 (33.09)

16  Bradley Searle **17**  0.63 **5:02.75** QB
Entry: 5:03.76 **-1.01**

50m: 29.35 100m: 1:04.59 (35.24) 150m: 1:44.02 (39.43)
200m: 2:23.75 (39.73) 250m: 3:08.05 (44.30) 300m: 3:54.01 (45.96)
350m: 4:28.18 (34.17) 400m: 5:02.75 (34.57)

17  Henry Wang **15**  0.71 **5:03.85** QC
Entry: 4:50.67 **+13.18**

50m: 29.39 100m: 1:04.19 (34.80) 150m: 1:43.75 (39.56)
200m: 2:23.42 (39.67) 250m: 3:06.83 (43.41) 300m: 3:52.56 (45.73)
350m: 4:28.90 (36.34) 400m: 5:03.85 (34.95)

18  William McFarlane **17**  0.78 **5:08.84** QB
Entry: 5:04.42 **+4.42**

50m: 31.85 100m: 1:09.67 (37.82) 150m: 1:51.77 (42.10)
200m: 2:32.26 (40.49) 250m: 3:16.45 (44.19) 300m: 4:02.95 (46.50)
350m: 4:36.19 (33.24) 400m: 5:08.84 (32.65)

15  Alexis Goatley **15** 0.71 **5:10.71** QC

19



Entry: 5:08.22 +2.49

50m: 31.12 100m: 1:07.71 (36.59) 150m: 1:47.61 (39.90)
 200m: 2:28.37 (40.76) 250m: 3:14.86 (46.49) 300m: 4:02.82 (47.96)
 350m: 4:36.42 (33.60) 400m: 5:10.71 (34.29)

20

Jk Wang

14



0.69

5:14.84

Entry: 5:02.24 +12.60

QC

50m: 31.21 100m: 1:08.22 (37.01) 150m: 1:49.54 (41.32)
 200m: 2:29.57 (40.03) 250m: 3:15.74 (46.17) 300m: 4:01.60 (45.86)
 350m: 4:38.12 (36.52) 400m: 5:14.84 (36.72)

21

Sonny Liu

16



0.63

5:16.06

Entry: 4:57.60 +18.46

QC

50m: 30.88 100m: 1:07.31 (36.43) 150m: 1:49.58 (42.27)
 200m: 2:32.25 (42.67) 250m: 3:15.44 (43.19) 300m: 4:00.18 (44.74)
 350m: 4:38.30 (38.12) 400m: 5:16.06 (37.76)

22

Ian Chen

SM19 21



0.79

741

5:16.51

Entry: 4:58.93 +17.58

QC

50m: 32.85 100m: 1:10.78 (37.93) 150m: 1:53.65 (42.87)
 200m: 2:35.80 (42.15) 250m: 3:19.20 (43.40) 300m: 4:04.28 (45.08)
 350m: 4:41.54 (37.26) 400m: 5:16.51 (34.97)

23

Finlay McNabb

18



0.68

5:24.13

Entry: 5:09.87 +14.26

QB

50m: 32.19 100m: 1:10.94 (38.75) 150m: 1:51.85 (40.91)
 200m: 2:33.30 (41.45) 250m: 3:24.24 (50.94) 300m: 4:14.33 (50.09)
 350m: 4:49.36 (35.03) 400m: 5:24.13 (34.77)